

DIRECT CURRENTS

The Official Publication of the Housatonic Amateur Radio Club, Vol XXV Issue V

MEETING INFO

Our annual formal meeting is held every Winter Field Day, and our informal meeting is held every Summer Field Day. Both meetings are held during set up time prior to the event start. Our next meeting (informal) is scheduled for Saturday June 27, 2020 during Summer Field day setup and will have a State of the Union (Club) Address. All members are urged to attend this meeting and event. We also hold monthly video meetings the first Monday of every month. Video meetings are for members only.

WINTER FIELD DAY RESULTS

The results are in and N1KT came in 2nd place in Category 5I with 10,628 points calculated by WFD group. We were only surpassed by W9JUU in IL because of their power multiplier of 2x. However, we came in first in 5I with a power multiplier of 1x.

◆	CALLSIGN	◆	CATEGORY	◆	SECTION	◆	PH	◆	CW	◆	DI	◆	MULT.	◆	PWR	◆	BONUS	◆	CLAIMED	◆	CALC'D	◆
72	W5TCR	5I	AL	99	4	0	7	2	3000	4526	4230											
26	N1KT	5I	CT	494	199	7	11	1	1500	11444	10628											
14	W9UUU	5I	IL	135	103	81	13	2	3000	16052	13926											
160	KY4HS	5I	KY	67	0	30	4	2	0	1008	760											
51	K5LRW	5I	NM	34	15	86	6	2	3000	5820	5291											
57	W5R	5I	NTX	262	17	0	4	2	3000	5368	4970											
29	WC5EOC	5I	STX	70	183	8	9	2	3000	11100	10058											
94	W2OW	5I	WNY	167	0	40	4	2	1500	3452	3352											

How did we do overall? Good question! We came in 26th overall in the Indoor category regardless of power multipliers.

◆	CALLSIGN	◆	CATEGORY	◆	SECTION	◆	PH	◆	CW	◆	DI	◆	MULT.	◆	PWR	◆	BONUS	◆	CLAIMED	◆	CALC'D	◆
24	W5OBM	4I	MS	641	0	8	7	2	3000	12128	11211											
25	W2C	2I	NNY	514	4	0	8	2	3000	11336	10927											
26	N1KT	5I	CT	494	199	7	11	1	1500	11444	10628											
27	WD2DW	1I	SC	541	0	6	9	2	1500	11418	10561											
28	KE8RV	2I	OH	449	7	83	9	2	0	11340	10206											
29	WC5FOC	5I	STX	70	183	8	9	2	3000	11100	10058											





But we came in 2nd overall in the Indoor category with a power multiplier of 1x!

◆	CALLSIGN	◆	CATEGORY	◆	SECTION	◆	PH	◆	CW	◆	DI	◆	MULT.	◆	PWR	◆	BONUS	◆	CLAIMED	◆	CALC'D	◆
5	N1FD		1I		NH		489		611		35		15		1		0		0		23895	
26	N1KT		5I		CT		494		199		7		11		1		1500		11444		10628	
42	W8UCO		3I		OH		202		172		0		6		1		3000		6264		5874	
59	WB5LIV		3I		LA		244		6		0		8		1		3000		6445		4800	
65	WC4PEM		3I		IO		21		0		0		3		1		4500				4547	
66	W5SRA		3I		NTX		19		4		0		3		1		4500		4575		4540	
80	W1EDH		3I		CT		49		59		11		6		1		3000		4134		3902	
107	N8BC		2I		OH		46		295		0		3		1		1500		4226		3109	
110	K7CCH		3I		OR		29		0		0		3		1		3000		3087		3035	
115	KA9WYK		3I		WI		286		0		66		6		1		1500		4008		2450	
124	W1ECV		2I		CT		131		5		0		5		1		1500		2200		2099	
126	W4BBE		1I		GA		98		13		0		6		1		1500		3744		2081	
131	KE5TC		1I		AR		222		0		0		2		1		1500		1944		1917	
135	K9BAR		4I		IL		118		110		0		6		1		0		3528		1896	
145	N5ABA		3I		OK		52		0		0		3		1		1500		1656		1644	
159	KC1CUE		2I		RI		461		0		0		3		1		0		2422		1266	
168	VE7CMR		1I		BC		154		0		0		1		1		0		1814		89	
170	KB4HG		2I		NC		15		0		0		3		1		0				30	

In CT, we came in first in the 1 power category, but 2nd overall bested by W1QI because of the bonus points and the 2x power multiplier.

17	W1QI		2I		CT		451		205		0		7		2		3000		15054		13507	
26	N1KT		5I		CT		494		199		7		11		1		1500		11444		10628	
80	W1EDH		3I		CT		49		59		11		6		1		3000		4134		3902	
104	W1BCG		1I		CT		52		0		0		2		2		3000		3208		3188	
124	W1ECV		2I		CT		131		5		0		5		1		1500		2200		2099	
127	NA1RA		2I		CT		88		0		0		3		2		1500		2028		1979	





Here is Indoor New England (not ordered by score). We came in 2nd.

17	W1QI	2I	CT	451	205	0	7	2	3000	15054	13507
26	N1KT	5I	CT	494	199	7	11	1	1500	11444	10628
80	W1EDH	3I	CT	49	59	11	6	1	3000	4134	3902
105	W1BCG	1I	CT	52	0	0	2	2	3000	3208	3188
125	W1ECV	2I	CT	131	5	0	5	1	1500	2200	2099
128	NA1RA	2I	CT	88	0	0	3	2	1500	2028	1979
134	W1TU	2I	ME	14	25	0	4	2	1500	2012	1900
5	N1FD	1I	NH	489	611	35	15	1	0	0	23895
118	AB1QB	1I	NH	22	6	8	24	2	0	0	2400
159	KC1CUE	2I	RI	461	0	0	3	1	0	2422	1266
69	KC1FID	3I	WMA	55	53	0	5	2	3000	4600	4385

Here is Outdoor New England (again not ordered by score)

285	W1NRG	1O	CT	137	0	0	3	2	0	828	660
69	W1BP	1O	EMA	118	34	1	8	2	4500	7508	6974
294	W1STR	1O	EMA	40	0	0	1	2	0	4580	78
2	N1FD	5O	NH	489	611	35	35	2	6000	130600	117387
98	AA1SB	1O	NH	0	53	0	3	4	4500	5772	5672
178	KB1ZHU	1O	NH	16	0	0	2	4	4500	4564	4619
280	KC1LKO	1O	NH	4	0	0	4	4	1500	4548	1564
275	KF1G	1O	WMA	4	0	0	1	4	3000	4532	2996
214	KC1MBQ	1O	RI	2	0	0	1	4	4500	4508	4508
4	W1SYE	2O	RI	788	303	46	10	2	6000	36000	30635

I do not understand how N1FD can score 117,387 with 5 Outdoor, and 23,895 with 1 Indoor! But here it is in the two above. [-Editor]





Here is Home New England (not ordered by score)

AB1DQ	1H	CT	0	22	0	3	2	0	264	240
K1MTD	1H	CT	67	0	0	4	2	0		504
KA1PPV	1H	CT	0	0	10	2	4	0	0	144
KA1WPM	1H	CT	15	3	0	4	2	0	336	168
KC1HTT	1H	CT	28	0	0	1	2	0	58	18
KC1JTS	1H	CT	10	0	0	2	2	0	20	40
NK1V	1H	CT	13	0	0	3	2	0	78	78
W1FYG	1H	CT	33	0	0	3	2	0	198	180
W1ZFG	1H	CT	19	7	9	7	2	0	714	714
WZ1V	1H	CT	104	0	9	6	2	1500	2952	2912
AF1R	1H	EMA	1	0	0	1	4	1500	1504	1504
K1SEC	1H	EMA	0	100	0	3	2	0	1200	1056
K1WCC	1H	EMA	152	0	0	3	2	0	912	846
N1AM	1H	EMA	0	23	0	3	2	0		120
N1ILZ	1H	EMA	105	29	0	7	2	1500	3782	3472
N1SOH	2H	EMA	4	13	0	3	2	0	180	162
N1WEN	1H	EMA	32	0	0	2	2	0	128	120
W1JSR	1H	EMA	2	0	0	1	2	0	4	2
W1SRG	2H	EMA	48	20	0	6	1	0	528	432
AB1EP	1H	ME	144	0	0	2	2	0	576	536
AB1NS	1H	ME	8	0	22	6	2	0	624	468
K1VW	1H	ME	29	0	0	3	2	0	972	150
KD1O	1H	ME	253	0	0	3	1	0	0	693
N1CJS	1H	ME	18	0	0	3	2	0	108	96
N1FR	1H	ME	83	0	0	3	1	0	249	231
W1JFF	1H	ME	70	0	0	3	1	0	210	180
KA1PQK	1H	NH	48	53	0	7	2	0	2772	1988
KC1GTK	1H	NH	65	0	0	3	2	0	390	360
N1GDD	1H	NH	0	0	1	1	2	0		4
N1KWG	1H	NH	45	0	0	3	1	0	135	126
W1AKI	1H	NH	19	0	0	2	2	0	0	64
W1OC	1H	NH	913	0	0	4	2	1500	12360	8057
W1TED	1H	NH	10	0	0	2	2	0	40	36
NC1CC	2H	RI	207	301	15	10	2	0	16700	15020
W1BHX	1H	RI	4	0	12	2	2	0	112	112
W1MB	1H	RI	101	29	0	5	2	1500	3080	2787
AB1ZJ	1H	WMA	20	0	0	2	2	0	40	72
N1YL	1H	WMA	6	11	0	5	2	0	280	230
W4FEB	1H	WMA	12	0	0	3	2	0	24	66



Looks like we came in 5th in New England.

1. N1FD 50 NH 117,387 *(I only counted them once - Editor)*
2. W1SYE 20 RI 30,635
3. NC1CC 2H RI 15,020
4. W1QI 2I CT 13,507
5. **N1KT 5I CT 10,628**

We did a FANTASTIC job and everyone should be proud of what we have accomplished!

SUMMER FIELD DAY

While we have planned our Field Day, at press time we are unsure of its status. [- Editor]

Our club in conjunction with the Westport Astronomical Society will operate in Summer Field Day. As we have in the past, we will operate from WAS and set up our stations. Summer Field Day is June 27-28, 2020. We will scout the field on Friday morning around 9 am.



Snippet from ARRL Field Day Locator





ARRL DX SSB CONTEST

We operated the ARRL DX SSB contest on Saturday afternoon March 7, 2020 for about 6 hours. Dave KB1LTW and Ned KA1CVv arrived at WAS around 12:50 pm and began setting up. Gary WE1M arrived about 20 minutes later. Using the IC-7300 and the Ameritron we operated a single transmitter, multi operator, high power station running approximately 300 watts. (The Ameritron needs new tubes). At first the ICOM proved finicky, but after a total reset and replacement of a patch cable, things began to coalesce.

We ran both the Vertical antenna and the OCF dipole and switched between them via a coax switch in the tuner. A short time later, Alex N1AK and Dan N3DAW arrived to join us.

How did we do? As we noted, after 6 hours of operation, we had 60 contacts, with 40 multipliers. Each country worked is a multiplier. We worked 32 countries (USA does not count for points, as it is not DX). Here is a list of the countries: Brazil, Italy, Slovenia, Croatia, Curacao, US Virgin Is., Argentina, France, French Guiana, Puerto Rico, Slovak Republic, St. Kitts & Nevis, St. Lucia, Aruba, Bahamas, Bonaire, Canary Is., Cape Verde, Cayman Is., Colombia, Costa Rica, Denmark, Federal Republic of Germany, Honduras, Hungary, Martinique, Panama, Saint Barthelemy, Serbia, Spain, Turks & Caicos Is. & United Nations HQ. A special thanks go out to WAS for the use of their facilities and to all who supported our first DX SSB contest effort.

Gary WE1M submitted our log to ARRL and we are awaiting the results.

N1KM	Single Operator Unlimited, High Power	220,605 RI	Yankee Clipper Contest Club
N1KT	Multioperator, Single Transmitter, High Power	7,200 CT	Housatonic ARC
N1KWF	Single Operator, Low Power	210 NH	Yankee Clipper Contest Club
N1KWG	Single Operator, High Power	62,160 NH	Granite State ARA
N1MD	Single Operator Unlimited, High Power	92,064 CT	Yankee Clipper Contest Club
N1MID	Single Operator, Low Power	2,790 NNJ	
N1MM	Multioperator, Two Transmitter	2,640,648 CT	Yankee Clipper Contest Club
N1NN	Single Operator, High Power	546 EMA	
N1PGA	Single Operator, High Power	1,091,250 WMA	Yankee Clipper Contest Club
N1RP	Single Operator Unlimited, High Power	607,200 NH	



CLUB HOLDS MEETING ON ZOOM

We held our first club meeting on Zoom Monday April 13, 2020 at 8 pm. Here is a pic. We will hold video club meetings on the first Monday of each month beginning between 7:30 and 8 pm depending upon what the membership wants. Here is a picture of our first video meeting.



*Left to Right Top Row: Tom N1UNT, Gary WE1M, Larry AB1JC, Marilyn KB1YYO.
 Middle Row: Mike KA1EOU, Jeff KB1LZ, Mike N2UXA, Ned KA1CVv.
 Third Row: Dave KB1YYJ, Jani KC1MHU, Sam W1SMF, David KB1LTW and
 Bottom Row Ken NE1CU.*

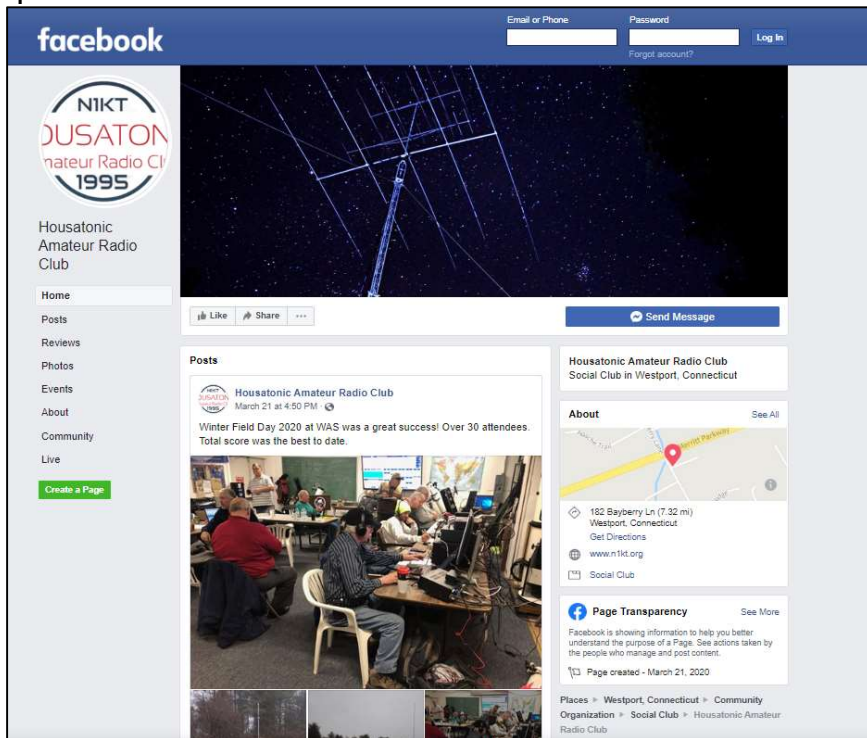




Above: Larry AB1JC and Gary WE1M testing out Zoom.

WE ARE ON FACEBOOK

Check out our new Facebook page. Our new Facebook page was created by our new member Brandon KB1THM. Search Facebook for Housatonic-Amateur-Radio-Club. This will allow us to post our summer Field Day flyer for 100 bonus points. It will also give our club exposure. Thanks Brandon!



BALLOONING

Larry AB1JC is at home, testing a new Lightaprs system for upcoming high-altitude balloon launchings. We are also looking at the Adafruit Feather.

SATURDAY MORNING BREAKFAST

We have officially albeit temporarily canceled breakfasts until further notice.

HAM RADIO ETIQUETTE

A good thing is happening. There is a preponderance of new ham operators on the local repeaters. This is great! However, no one seems to be concerned about their operating procedures nor their deportment. We dunno if this will be taken care of over time, but it reminded us of an article from long ago, written by Rusty Bumpers (nom de plume), which humorously addressed just such an occurrence. Not sure who originally wrote it so we can not give credit, but if you find out, let us know and we will rectify this! Here it is and thanx to whomever who wrote it.

*How to Sound like a Lid
By Rusty Bumpers, N3LID*

On two meters lately, I have noticed a tendency of people making a concerted effort to sound like a LID (i.e. poor operator). Since this seems to be the new style in amateur radio, I thought I would present this handy guide to radio nerd-dom. The following is what I call "How to sound like a LID in one easy lesson". Attribution unknown.

1- Use as many Q signals as possible. Yes, I know they were invented solely for CW and are totally inappropriate for two-meter FM, but they are fun and entertaining. They keep people guessing as to what you really meant. i.e. "I'm going to QSY to the kitchen." can you really change frequency to the kitchen? QSL used to mean "I am acknowledging receipt", but now it appears to mean "yes" or "OK." I guess I missed it when the ARRL changed the meaning.

2- Never laugh, when you can say "hi hi." No one will ever know that you aren't a long time CW ragchewer if you don't tell them. They'll think you've been on since the days of Marconi.

3- Utilize an alternative vocabulary. Use words like "destinated" and "negatory." Its OK to make up words here. "yea Bill, I pheelbart zaphonix occasionally myself".

4- Always say "XX4XXX (insert your own call) for I.D." Anything that creates redundancy is strongly encouraged. That's why we have the Department of Redundancy Department. (Please note that you can follow your call with "for identification purposes" instead of "for



I.D." While taking longer to say it is worth more lid points.)

5- The better the copy on two-meter FM, the more you should phonetically spell your name, especially if it a short or common one. i.e. "My handle is Al... Alpha Lima" or "Jack... Juliet Alpha Charlie Kilo." If at all possible, make up unintelligible phonetics. "The personal here is Bob... Billibong Oregano Bumperpool."

6- Always give the calls of yourself and everyone who is (or has been) in the group, whether they are still there or not. While this has been unnecessary for years, it is still a wonderful memory test.

7- Whenever possible, use the wrong terminology. It keeps people guessing. Use "modulation" when you mean "deviation" and visa-versa. And even if the two-meter FM amplifier you are using is a Class C type amp, and thus not biased for linear amplification, be sure to call it your "linear". Heck refer to all FM-style amplifiers as "linears". You'll be the king of the "wrong terminology" hill.

8- If someone asks for a break, say "acknowledged", and always finish your turn, taking as long as possible before turning it over. Whenever possible pass it around a few times first. This will discourage the breaker and, if it is an emergency, will encourage him to switch to another repeater and not bother you.

9- Always ask involved questions of the person who is trying to sign out. Never let him get by with a simple yes or no. Make it a question that will take a long time to answer.

10- The less you know about a subject, the more you should speculate about it on the air. The amount of time spent on your speculations should be inversely proportional to your knowledge on the subject.

11- If someone on the repeater is causing interference, you should talk about that person at great length, making sure to comment on at least four out of six of the following:

- A. His mental state*
- B. His family*
- C. His intelligence, or lack of the same*
- D. His sexual preference*
- E. His relationship to small animals*
- F. His other methods of self-entertainment.*

12- If you hear two amateurs start a conversation on the repeater, wait until they are 20 seconds into their contact, and then break-in to use the patch. Make sure its only a simple routine phone call. It's also

Don't get caught below the KT boundary, rise above with N1KT



important that you run the autopatch for at least three minutes. This way, once the two re-establish contact, they won't remember what they were talking about.

13- You hear someone on the repeater giving directions to a visiting amateur. Even if the directions are good, make sure to break-in with your own "alternate route but better way to get there" version. This is most effective if several other LID trainees join in, each with a different route. By the time the amateur wanting directions unscrambles all the street names whizzing around his head, he should have driven out of range of the repeater. This keeps you from having to stick around and help the guy get back out of town later.

14- Use the repeater for an hour or two at a time, preventing others from using it. Better yet, do it on a daily basis. Your quest is to make people so sick of hearing your voice every time they turn on their radio, they'll move to another frequency. This way you'll lighten the load on the repeater, leaving even more time for you to talk on it.

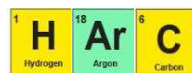
15- See just how much flutter you can generate by operating at handheld power levels too far away from the repeater. Engage people in conversations when you know they won't be able to copy half of what your saying. Even when they say your uncopiable, continue to string them along by making further transmissions. See just how frustrated you can make the other amateur before he finally signs off in disgust.

16- Give out wacky radio advice. When a newcomer's signal is weak into the repeater, tell him he can correct the problem by adjusting the volume and squelch knobs on his radio. Or tell people they are full quieting except for the white noise on their signal. Or..... well, you get the idea.

17- Use lots of radio jargon. After all, it makes you feel important using words ordinary people don't say. Who cares if it makes you sound like you just fell off Channel 19 on the citizen's Band? Use phrases such as "Roger on that", "10-4", "I'm on the side", "Your making the trip" and "Negatory on that".

18- Use excessive microphone gain. See just how loud you can make your audio. Make sure the audio gain is so high that other amateurs can hear any bugs crawling on your floor. If mobile, make sure the wind noise is loud enough that others have to strain to pick your words out from all the racket.

19- Be as verbose as possible. Never say "yes" when you can say "He acquiesced in the affirmative by saying 'yes'" (No kidding, I actually heard that one).



20- Start every transmission with the word "Roger" or "QSL". Sure, you don't need to acknowledge that you received the other transmission in full. After all, you would simply ask for a repeat if you missed something. But consider it your gift to the other amateur to give him solace every few seconds that his transmissions are being received.

21- When looking for a contact on a repeater, always say you're "listening" or "monitoring" multiple times. I've always found that at least a half dozen times or so is good. Repeating your multiple "listening" ID's every 10 to 15 seconds is even better. Those people who didn't want to talk to you will eventually call you, hoping that you'll go away after you have finally made a contact.

22- Give out repeater FM signal reports using the HF SSB RS(T) system ("You're 5 by 9 here"). Sure, it's considered improper for FM operation and you may even confuse some people, but don't let that spoil your fun!

23- Always use a repeater, even if you can work the other station easily on simplex ... especially if you can make the contact on simplex. The coverage of the repeater you use should be inversely proportional to your distance from the other station.

24- If you and the other station are both within a mile or two of the repeater you are using, you should always give a signal report ("I'm sitting under the repeater and I know you can see it from there, but you're full quieting into the repeater. How about me?").

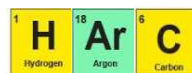
25- In the same vein as the previous step, when monitoring a repeater, you should always give signal reports as if the repeater didn't exist ("Yep, I'm right under the repeater. You've got a whopping signal! You're S-9 plus 60. That must be a great rig!")

26- When on repeaters using courtesy tones, you should always say "over". Courtesy tones are designed to let everyone know when you have unkeyed but don't let that stop you. Say "over", "back to you" or "go ahead". It serves no useful purpose but don't worry, it's still fun!

27- Think up interesting and bizarre things to do to tie up the repeater. The goal here is not to facilitate communications, but to entertain all the scanner listeners out there. Do something original. Try to hum CTCSS (PL) tones. Sing pager tones (You're getting the idea).

28- Use the repeater's autopatch for frivolous routine calls... especially during morning or evening commute times. While pulling into

Don't get caught below the KT boundary, rise above with N1KT



the neighborhood, call home to let them know you'll be there in two minutes.... or, call your spouse to complain about the bad day you had at work. After all, the club has "measured rate" service on their phone line so they get charged for each autopatch call. Your endeavor is to make so many patches in a year that you cost the club at least \$20 in phone bills. That way you'll feel you got your money's worth for your dues!

29- Never say "My name is" It makes you sound human. If at all possible, use one of the following phrases:

"The personal here is ...", "The handle here is..."

30- Use "73" and "88" incorrectly. Both are already considered plural, but add a "s" to the end anyway. Say "73's" or "88's". Who cares if it means "best regardses" and "love and kisseeses." Better yet, say "seventy thirds"! (By the way, seventy thirds equals about 23.)

31- Make people think you have a split personality by referring to yourself in the plural sense. When you're in conversation and are alone at your radio, always say "We're" or "We've" instead of "I'm" or "I've" (ex. "we've been doing this...", "we're doing that...", "we're clear"). Everyone knows you're by yourself, but when they ask you who is with you, make up somebody important like Arnold Schwarzenegger or Bill Clinton or better yet, tell them your royalty.

32- Always attempt to use the higher functions of the repeater before you have read the directions. Nothing will work, but you'll have great fun and get lots of people to give you advice. This works even better after a six-pack of beer.

33- Test repeater functions repeatedly (that's why they call it a repeater!) Test your signal strength from the same location several times every day. Concentration on testing the things that really matter, like the number of times the repeater has been keyed-up. That stuff is fun to track. Test the outside temperature as often as possible. The farther the temperature goes from the norms, the more often you should test it. Also, if you get a pager set to the repeater's output frequency, as soon as you receive it, set it off every 30 seconds or so until the battery runs down. Better yet, interrupt conversations to test it.

34- If the repeater is off the air for service, complain about the fact that it was off the air as soon as it's turned back on. Act as though your entire day has been ruined because the repeater wasn't available when you wanted to use it. Even though you don't contribute a dime to help support it.

35- Find ways to get around the "no business" rule on phone patches. Your plan is to try and fool the repeater control operators. Invent code

Don't get caught below the KT boundary, rise above with N1KT





words your secretary at work will understand to disguise any business talk so it sounds like personal chatter. Ask your secretary to bring over the "code plug", when in reality you mean the database of last month's sales records. The possibilities are endless!

73,

Rusty Bumpers, N4LID

p.s. "Rusty Bumpers" is a pen name. He maintains anonymity so he can sit peacefully at club meetings and avoid the wrath (and breath) of the uninformed.

p.p.s. A few of these items have been updated by your editor to avoid being an anachronism.



HAMFESTS

The Northeast HamXposition (formerly Boxboro!) is MOVING! The 2020 Northeast HamXposition will be held July 24th, 25th, and 26th at the Best Western Royal Plaza Hotel & Trade Center, conveniently located in Marlborough, Massachusetts

CARA Hamfest – August 23, 2020




Sanctioned by ARRL

SAVE THE DATE
AUGUST 23, 2020

Sunday, Doors open 8AM

Candlewood Amateur Radio Association
Annual

Western CT.
Hamfest

The BIGGEST, little Hamfest in
Western Connecticut

Indoor tables \$20 each, Tailgating \$15 / spot

Includes 1/2 admission
Admission at the door \$7 (\$1 discount with flyer)
Children under 12 Free

See you at the Hamfest "73"

CARA is a 501(c)(3) organization

FALL "ARES" FORUM
10:30 IN THE HALL

DEMONSTRATIONS

MAJOR VENDORS

INDOOR TABLES
OUTDOOR TAILGATING

VE SESSION - 9:30
NO APPOINTMENT REQ.

REFRESHMENTS
RAFFLE
DOOR PRIZES
50/50
GOOD TIMES

TO BE HELD AT
Edmond Town Hall
45 Main St
Newtown, CT

Hamfest.cararadioclub.org

Contact: John Morelli
(W1JGM)

Hamfest@cararadioclub.org

203-417-0160





TIP OF THE HAT

- Larry AB1JC for getting a Zoom account and allowing us to use it.

UPCOMING CONTESTS

- May 30-31 CQ WPX CW
- June 27-28 Summer Field Day
- July 11-12 IARU HF Championship
- Sept 12-14 VHF Contest
- Oct 24-25 CQ DX SSB Contest
- Nov 7-9 Sweepstakes CW
- Nov 21-23 Sweepstakes SSB
- Nov 28-29 CQ DX CW Contest
- Dec 4-6 ARRL 160 meter Contest
- Dec 12-13 ARRL 10 meter Contest

OUR SKED

- May 10 Mother’s Day
- May 25 Memorial Day
- June 14 Flag Day
- June 21 Father’s Day
- June 27-28 Summer Field Day
- July 4 Independence Day
- Sept 7 Labor Day
- Sept 19 Talk Like a Pirate Day
- Oct 12 Columbus Day
- Oct 20 Possum Day
- Oct 31 Halloween
- Nov 6, 7 & 8 Boxboro Hamfest in Marlborough, MA (new dates)
- Nov 11 Veteran’s Day
- Nov 13 Sadie Hawkins Day
- Nov 26 Thanksgiving
- Nov 21-23 Sweepstakes SSB
- Dec 7 Pearl Harbor Day
- Dec 25 Christmas Day
- Dec 31 New Year’s Eve



**IT'S TIME TO PARTY!
2020 IS OUR CLUB'S 25TH
(SILVER) ANNIVERSARY!**

Yes, it's that time. It's our club's Silver Anniversary in 2020. Let's have a party! We will be discussing options among our membership over the next 6 months looking at all the party options. If you have any ideas you wish to implement, let a club officer know and we can discuss it. However, all options are still on the table. So far, going to an expensive restaurant and taking our XYL's is winning in votes. Hold a large picnic and cookout is in second place. Cast your vote soon. Don't delay.

- Go to a Casino
- Buffet dinner
- Gigantic pizza party
- Take a trip to 2021 Dayton Hamvention (too late for 2020)
- Rent a party boat
- Go deep sea fishing
- Go to expensive restaurant (steak and lobster)
- Hold a large picnic and cookout
- Run a Special Event Station

We only have a few months to decide.





NECROLOGY IN HONORARIUM

In Honorarium, we herewith list the names and call signs of those members and friends of HARC who are now Silent Keys.

- George Grosner – W1ASO SK
- Tony Vena – K1BUI SK
- Neil Lewbel – KA1PJQ SK
- Mark Orner, PhD - KA1RSE SK
- Thomas Wilson, PhD – WV1C SK
- Earl Dugan Sr. – KA1DCL SK
- Jay Albano – N1NRP SK
- Kevin Cellini – N1KGM SK





HARC INFO

The Housatonic Amateur Radio Club was formed in 1995 to foster the development of Amateur Radio and advanced Ham Radio operating techniques, both through theory and on the air practice. To provide a suitable environment of camaraderie and support within which members, spouses and their children can obtain a better understanding of amateur radio, gain a proficiency in the art of amateur radio, and to have some fun.

Club Officers for 2020

- President - Lawrence J. Reed, AB1JC
- Secretary Treasurer – Thomas W. Moyher ESQ, N1UNT
- Technical Officer – Michael J. Miciukiewicz, K1MJM
- Youth Coordinator – Jennifer L. Coderre, N1ZZY
- Director1 – Kenneth E. Johnson, NE1CU
- Director2 – David H. Schadlich, KB1LTW
- Webmaster – David H. Schadlich, KB1LTW
- Trustee – Gary T. Moyher, WE1M

Website www.N1KT.org/

The club call sign is N1KT. Our annual formal meeting is held on Winter Field Day, and an informal meeting is held on Summer Field Day. Both meetings are held during set up time prior to the event start.

Contact Information

Housatonic Amateur Radio Club
 Stratford, CT 06614
 USA
HARC.N1KT@gmail.com

Fairfield County
 Grid FN-31
 CQ Zone 5
 ITU Zone 8
 10-X 67120
 SKCC# 3980

The Housatonic Amateur Radio Club is an ARRL affiliated club.

QSL N1KT via WE1M, NE1CU or Bureau.

Send a QSL card and we will send our QSL card in return. We prefer an SASE, but it is not necessary. We QSL 100% returned.

“Direct Currents” is the official newsletter of the Housatonic Amateur Radio Club.

It is published monthly. Gary T. Moyher, WE1M Editor, Kenneth E. Johnson NE1CU Assistant Editor.

Contact the Editor at: WE1M.radio@gmail.com

Copyright © 2020 Housatonic Amateur Radio Club. All Rights Reserved.

