

DIRECT CURRENTS

The Official Publication of the Housatonic Amateur Radio Club, Vol XXVI Issue IX-F

SEPTEMBER

During September, it is time to start removing your plants and preparing the soil for the winter. We do not recommend using this years plants as compost. Throw them away as diseases can winter in organic material and pop up next year. If you had blossom end rot this year, put down garden lime. Also spread a general 5-5-5 fertilizer down and then turn the garden soil over for the winter.

Write down what grew well and what did not. Write down anything you learned this year. This is invaluable info for your garden next spring and also gives you a start on your Spring seed order.

Indoor seeds should be planted by the weekend after St Patrick's Day so of course, order your seeds prior to that.

TOMATOES

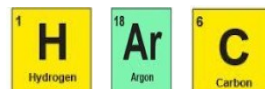


I planted better boy tomatoes. I pinched them and fertilized them and boy what a crop! I planted 20 plants, used tomato cages and poles. I canned 35 pints of tomatoes, gave away 65 tomatoes and ate about 30 – 40 tomatoes.


I planted Cream Sausage Tomatoes in containers because they grew long and lanky in my fiber pots. All got blossom end rot. I did get a few and tasted them. They tasted creamy with a light tomato taste. I will not plant them again because I did not like their taste. I did not get enough for white

★★★★★ 3.8 (24)

[Tomato, Better Boy Hybrid](#)
spaghetti sauce.



PEPPERS



I planted 14 plants and was overwhelmed by peppers. I had about 10 harvests, my last harvest being 75 peppers. I blanched and froze 16 bags of strips, gave away 6 or 7 bags of 8-10 peppers each, and ate a large amount of fresh peppers. I am looking forward to my frozen strips in stews, soups, spaghetti sauce and even sprinkled on frozen pizza prior to cooking.

★★★★★ 3.9 (9)

[Pepper, Sweet, Long Tall Sally Hybrid](#)

Italian frying pepper loaded with sweet flavor.

PEAS



I planted Sugar Ann Snap Peas from Gurney Seed Company, in March and they were covered in snow. All sprouted and my wife ate them all - straight from the vine. They have a sugary taste. They were all harvested by end of June. I did not plant a second crop. This was a test planting to see if my wife liked them. I will purchase them again next year.

Sugar Ann Snap Pea Seed
Stringless and Early!
Zone: 3-9

★★★★★

POLE BEANS



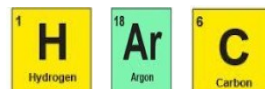
Blue Lake pole beans grew but not with vigor. I planted them on a trellis and also on a tee-pee. They produced all season but not a lot. They are great when sauteed with garlic and butter. Both trellis and tee-pee plants grew 7 ft tall and I had to trim them.

My Seychelles pole beans produced early but never seemed to grow vigorously and did not produce in abundance. My Blue Lake pole beans were planted next to the Seychelles and out performed them. I will plant Blue Lake pole beans next year.

Blue Lake Pole Bean Seed
Our Very Best Canner

★★★★★ 4.0 (23)

[Blue Lake Pole, Seychelles](#)




BUSH BEANS



★★★★★ 4.3 (8)

[Bean, Bush, Desperado](#)



★★★★★ 4.4 (31)

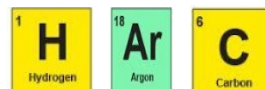
[Bean, Bush, Gold Mine](#)

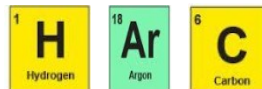
Desperado from Burpee. Side by side Desperado tastes better than Blue Lake but mine did not produce in abundance. I am not going to reject good in search of perfect. I will plant all Blue Lake next year.

Gold Mine Bush beans from Burpee. While I plant these golden wax beans every year and they are one of my favorites, they did not produce well in my new garden location. I will plant all Blue Lake bush beans next year and until my crop rotation brings the beans back to my really sunny location.

OUR SKED

- Add garden lime and an even fertilizer to the garden and then turn it over. I do not recommend composting your plants if you had any disease.
- Write down what you thought went well, and what you did not like. Gardening is a learned hobby. Learn by reading and learn by last years mistakes and last years successes. Everyone's garden is different. Different sun, different soil, different trees, climate, plants, etc. That's why learning from reading and learning from experience is the best. Make mistakes and learn from them for next year. That's the fun of it! Before you know it, you will think you're "okay" with gardening but others will accuse you of having "a green thumb". What a compliment!
- If you had any diseases, wipe down your tomato cages, poles etc with diluted hydrogen peroxide or diluted bleach, let dry and put away.
- Practice crop rotation, even if it is a "back and forth" year by year.
- Don't forget where you put all of your gear for next year.
- Wash all used canning jars (and extra unused canning jars) prior to Winter storage. In the Spring, you will be glad you did.
- We are in USDA hardness zone 7A.



Burpee Seed Co<https://www.burpee.com/>**Gurney Seed Co**<https://www.gurneys.com/>**Rare Seeds Company**<https://www.rareseeds.com/>**National Center for Home Food Preservation**<https://nchfp.uga.edu/index.html>**GOOD YOUTUBE VIDEO INFO****The Rusted Garden** (good for technical info)<https://www.therustedgarden.com/>**Susan's in The Garden** (my favorite)<https://www.susansinthegarden.com/>

HARC INFO

The Housatonic Amateur Radio Club was formed in 1995 to foster the development of Amateur Radio and advanced Ham Radio operating techniques, both through theory and on the air practice. To provide a suitable environment of camaraderie and support within which members, spouses and their children can obtain a better understanding of amateur radio, gain a proficiency in the art of amateur radio, and to have some fun.

Club Officers for 2021

President - Lawrence J. Reed, AB1JC
Secretary Treasurer – Thomas W. Moyher ESQ, N1UNT
Technical Officer – Michael J. Miciukiewicz, K1MJM
Youth Coordinator – Jennifer L. Coderre, N1ZZY
Director1 – Kenneth E. Johnson, NE1CU
Director2 – David H. Schadlich, KB1LTW
Webmaster – David H. Schadlich, KB1LTW
Trustee – Gary T. Moyher, WE1M

Website www.N1KT.org/

The club call sign is N1KT. Our annual formal meeting is held on Winter Field Day, and an informal meeting is held on Summer Field Day. Both meetings are held during set up time prior to the event start.

Contact Information

Housatonic Amateur Radio Club
Stratford, CT 06614
USA

HARC.N1KT@gmail.com



On Facebook at: www.facebook.com/Housatonic-Amateur-Radio-Club-103303504650102/

Fairfield County

Grid FN-31
CQ Zone 5
ITU Zone 8
10-X 67120
SKCC# 3980

The Housatonic Amateur Radio Club is an ARRL affiliated club.

QSL N1KT via WE1M, NE1CU or Bureau.

Send a QSL card and we will send our QSL card in return. We prefer an SASE, but it is not necessary. We QSL 100% returned.

“Direct Currents” is the official newsletter of the Housatonic Amateur Radio Club. It is published monthly.

Gary T. Moyher, WE1M Editor

Kenneth E. Johnson, NE1CU Assistant Editor

Contact the Editor at: WE1M.radio@gmail.com

Copyright © 2021 Housatonic Amateur Radio Club. All Rights Reserved.

